



FMD-रक्षक

A Bimonthly Newsletter of ICAR-National Institute on Foot and Mouth Disease,
Bhubaneswar-752050

ICAR-NIFMD

Steering Evidence-Based FMD control in India

Vol-1(2) - March-April, 2026

Director's Message



It gives me immense pleasure to present the second issue of FMD-रक्षक. This edition highlights the Institute's recent activities, research advancements, and surveillance updates. The newsletter serves as an important platform for communication, knowledge dissemination, and coordinated engagement among researchers, field veterinarians, policymakers, and other stakeholders committed to the progressive control and eventual elimination of FMD in India.

The March–April 2026 period witnessed comparatively fewer confirmed reports of FMD in India, with cases restricted to Kerala and Gujarat, while FMDV Serotype O continued to remain the exclusively detected and dominant circulating serotype. The rapid confirmation of reports from Pathanamthitta (Kerala) and Junagadh (Gujarat) reflects the continued efficiency of surveillance, reporting, and diagnostic response systems under the national FMD control programme. At the global level, the emergence and transboundary spread of FMDV SAT-1 during this period has raised significant epidemiological concern, particularly following the first-ever detection of SAT-1 in China and major outbreaks in Greece and other regions beyond its historically endemic range. In this context, the recent FAO advisory urging countries across Asia and the Pacific to strengthen preparedness against SAT-1 underscores the importance of sustained vigilance, robust surveillance, timely diagnosis, strengthened vaccination coverage, and enhanced biosecurity measures to safeguard the livestock sector and support evidence-based FMD control strategies in India. India has taken a very proactive role towards all these to cater for any emergent situation in the country.

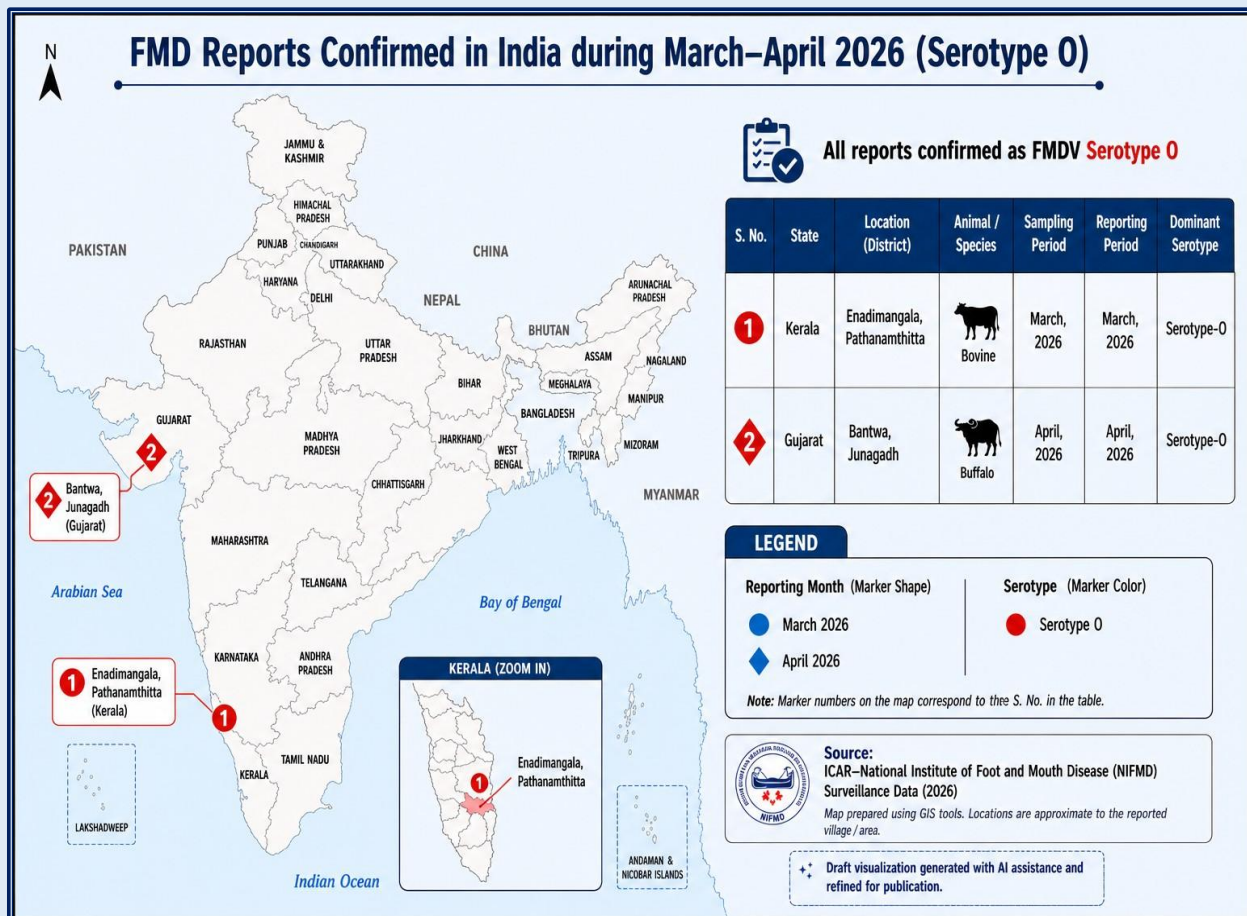
I would like to convey my sincere gratitude to Dr M L Jat, Hon'ble Secretary, DARE & DG, ICAR; Dr R Bhatta, DDG (AS), ICAR; and Dr D Hemadri, ADG (AH), ICAR, for their invaluable support and guidance in leading the Institute.

Dr R. P. Singh

FMD Incidences in India

FMD surveillance remains a critical component of livestock health management in India, providing timely insights into disease occurrence, spread, and circulating serotypes under the national control programme. Compared to the geographically widespread occurrence of FMD during January–February, 2026, when confirmed reports were received from six states across diverse agro-climatic regions of India, the disease activity during March–April, 2026 appeared relatively limited, with confirmed reports restricted to Kerala and Gujarat only. During this later reporting period, Serotype O continued to remain the exclusively detected and dominant circulating serotype, reaffirming its persistent predominance in the country. In March 2026, a bovine-origin sample collected from the Enadimangala region of Pathanamthitta district, Kerala, was confirmed positive for FMDV Serotype O. Subsequently, in April 2026, another confirmed report was received from Bantwa region of Junagadh district, Gujarat, involving buffaloes, where Serotype O was similarly detected. While January–February, 2026 witnessed comparatively higher reporting frequency, particularly from Odisha and Kerala, the present reporting period showed fewer confirmed incidences involving cattle and buffalo populations.

Prompt sample collection and confirmation of cases within the same reporting period reflects the continued efficiency of surveillance, reporting, and diagnostic response mechanisms at ICAR-NIFMD. Overall, the findings indicate the continued endemic circulation of FMDV Serotype O in India, emphasizing the importance of improved vaccines and vaccination, sustained surveillance, timely diagnosis, strengthened vaccination coverage, and strict biosecurity measures for effective disease control and prevention.



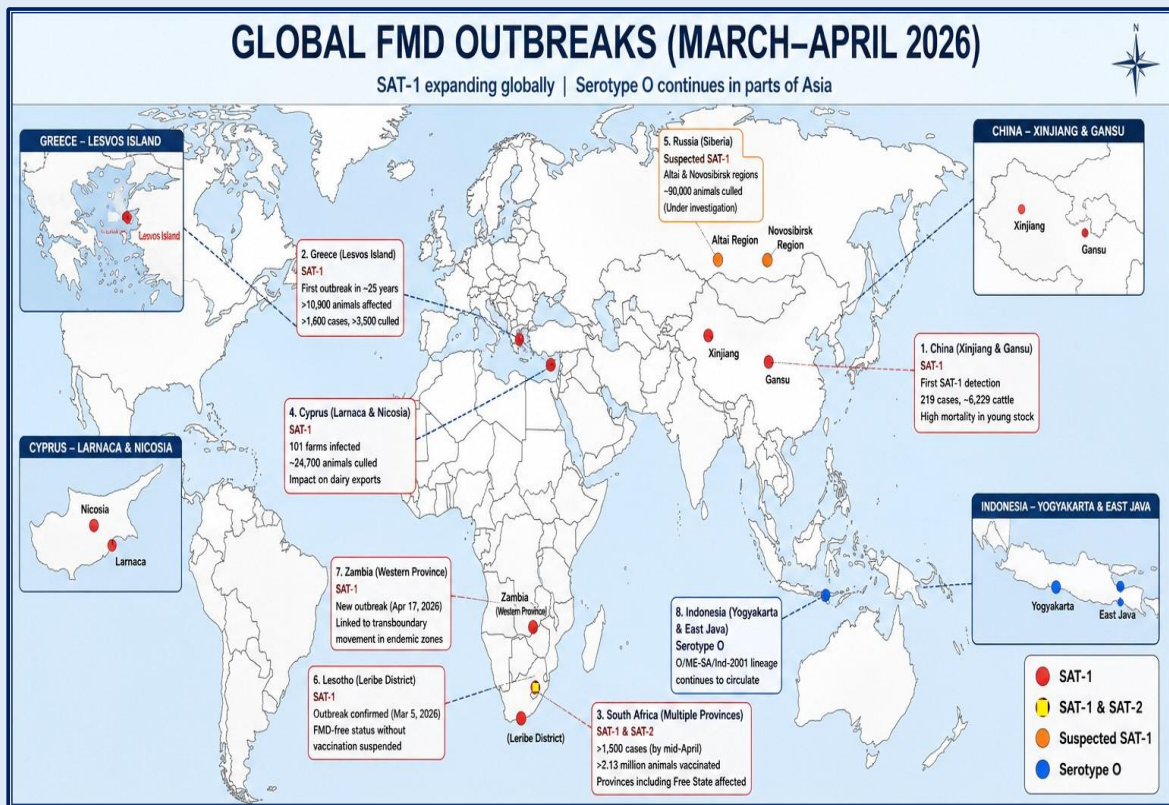
Global FMD Scenario

Global FMD Outbreak Summary (March–April 2026)

KEY EPIDEMIOLOGICAL INSIGHTS

- Emergence and expansion of SAT-1 beyond sub-Saharan Africa into Europe, Asia and Eurasia marks a major shift.
- Transboundary spread evident across Southern Africa and West/East Asia corridors.
- Naïve livestock populations in newly affected regions led to high morbidity, mortality and large-scale culling.
- Trade disruptions and loss of FMD-free status (e.g., Greece, Lesotho) underline economic consequences.
- Serotype O remains endemic in parts of Asia (e.g., Indonesia), indicating dual epidemiological challenges globally.

During the period of March-April 2026, multiple countries across Asia, Europe, and Africa reported FMD outbreaks, with SAT-1 emerging as the dominant and expanding serotype, while serotype O continued to persist in endemic regions.



**Draft visualization generated with AI assistance and refined by the authors according to publically available outbreak data.*

In China, a landmark event was recorded: the first-ever detection of SAT-1 in the country. The outbreak in Xinjiang and Gansu provinces affected approximately 6,229 cattle with 219 confirmed cases, accompanied by high mortality of young stock. Concerned authorities implemented stamping-out measures and initiated emergency preparedness, including vaccine evaluation—marking a critical epidemiological development in East Asia.

Similarly, Greece reported its first outbreak in nearly last 25 years, concentrated on the island of Lesbos. The outbreak affected over 10,900 animals across more than 43 holdings, leading to over 1,600 confirmed cases. Control measures included culling of more than 3,500 animals and resulted in suspension of the country’s FMD-free status without vaccination, with notable disruptions to seasonal livestock trade.

In South Africa, a large-scale outbreak involving SAT-1 and SAT-2 serotypes affected multiple provinces, including Free State. By mid-April, more than 1,500 cases had been confirmed, prompting an extensive vaccination campaign covering over 2.13 million animals, highlighting the scale of response required in endemic regions.

A rapidly escalating situation was observed in Cyprus, where SAT-1 spread across Larnaca and Nicosia districts. By 18th April, 2026 infections had reached 101 farms involving multiple species (cattle, sheep, goats, and pigs), necessitating the culling of approximately 24,700 animals. The outbreak also impacted international trade, particularly dairy exports such as Halloumi cheese.

S. No.	Country	Report Period	Dominant Serotype	Notable Impact	Reference
1	China	March–April 2026	SAT-1	First confirmed detection in national history; 219 cases in Xinjiang/Gansu affecting about 6,229 cattle; high mortality in young stock; stamping-out measures implemented; emergency preparedness including vaccine evaluation initiated.	FAO (2026); Reuters (2026)
2	Greece	March–April 2026	SAT-1	First outbreak in about 25 years; concentrated on Lesbos Island (43+ outbreaks), affecting 10,901 animals; 1,604 confirmed cases; Easter livestock trade impacted. Resulted in culling of >3,500 animals and suspension of FMD-free status without vaccination.	WOAH (2026); BEACON (2026)
3	South Africa	March–April 2026	SAT-1 & SAT-2	Large-scale outbreak with >1,500 confirmed cases by mid-April; multiple provinces affected including Free State; mass vaccination (>2.13 million animals) undertaken.	WOAH (2026); African Farming (2026)
4	Cyprus	March 2026	SAT-1	Rapid spread across 46 farms in Larnaca and Nicosia districts. Total 101 infected farms by April 18 (cattle, sheep/goat, pigs); ~24,700 animals culled under containment measures; impacts reported on dairy export certification (including Halloumi cheese).	WOAH (2026); BEACON (2026)
5	Russia (Siberia)	March 2026	Suspected SAT-1	Reports of widespread livestock illness in Altai and Novosibirsk regions; large-scale culling reported (~90,000 animals); potential epidemiological link to regional spread under investigation.	Eurasianet (2026); USDA (2026)
6	Lesotho	March 2026	SAT-1	Confirmed outbreaks including Leribe district (March 5); part of broader Southern African SAT-1 expansion; FMD-free without vaccination status suspended.	WOAH (2026)
7	Zambia	April 2026	SAT-1	New outbreak confirmed in Western Province (April 17); linked to regional transboundary movement in endemic zones.	WOAH (2026)
8	Indonesia	March 2026	Serotype O	Continued circulation of FMD with resurgence in Yogyakarta and East Java; O/ME-SA/Ind-2001 lineage remains dominant.	Biogénesis Bagó (2026); FAO (2026)

Abbreviations: FMD – Foot-and-Mouth Disease; SAT – Southern African Territories; O/ME-SA/Ind-2001 – PanAsia lineage

In Russia, suspected SAT-1 activity was reported in the Altai and Novosibirsk regions. Although not fully confirmed, widespread livestock illness and large-scale culling (~90,000 animals) suggest a potentially significant epidemiological event, possibly linked to the broader regional spread of SAT-1.

Southern Africa continued to witness endemic expansion of SAT-1, with confirmed outbreaks in Lesotho, particularly in Leribe district. This resulted in the suspension of its FMD-free status without vaccination, underscoring the vulnerability of previously disease-free regions.

Likewise, Zambia reported a new outbreak in April 2026 in Western Province, likely linked to transboundary livestock movement within endemic zones—highlighting ongoing regional transmission dynamics.

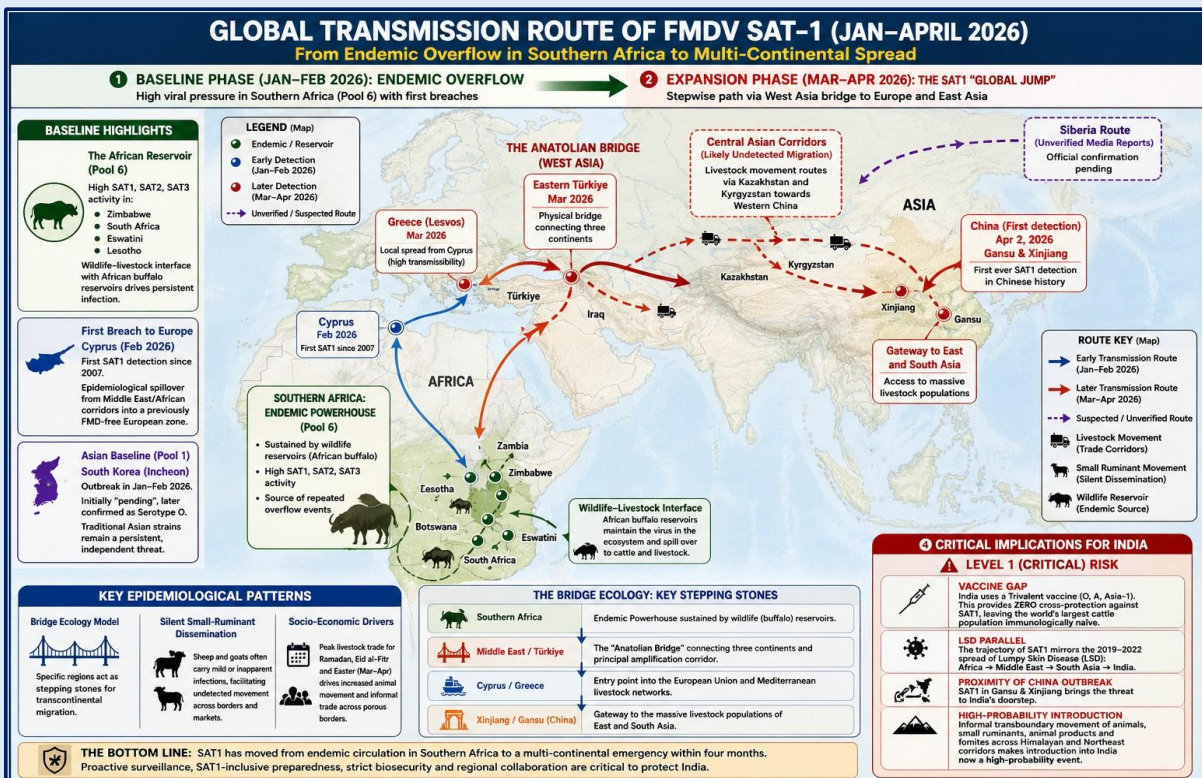
Contrasting this SAT-1 expansion, Indonesia continued to report Serotype O outbreaks, particularly in Yogyakarta and East Java. The persistence of the O/ME-SA/Ind-2001 lineage reflects the ongoing endemic circulation in Southeast Asia, distinct from the emerging SAT-1 threat.

What has changed in last few months

The Food and Agriculture Organization of the United Nations (FAO) is warning countries across Asia and the Pacific about the increased risk of FMD virus serotype SAT1, following recent reports of SAT1 detection in China and growing concerns over its possible presence in the Russian Federation, along with the ongoing spread of SAT1 beyond its historically endemic range. (Food and Agriculture Organization. 2026. FAO alerts countries in Asia and the Pacific to enhance preparedness for foot-and-mouth disease (FMD) serotype SAT1. 15 April 2026.)

1. The scenario has deteriorated from Early Expansion to Established Multi-Regional Presence

During January–February, 2026, the global FMD situation was characterized by the initial expansion of SAT-1 beyond its traditional African endemic zones. The virus was largely concentrated in southern Africa (Lesotho, South Africa, Eswatini, Zimbabwe, Botswana), with early incursions into Europe (Cyprus) and signals of spread into the Middle East (Israel/Golan). These events indicated a transition phase in which SAT-1 was beginning to breach geographical barriers.



By March–April 2026, this transition had evolved into a firm multi-regional establishment. SAT-1 was no longer confined to sporadic introductions but had firmly spread across Asia (China), Europe (Greece, Cyprus), and parts of Africa (Zambia, South Africa), with suspected activity in Russia (Siberia). This reflects a shift from emergence to sustained transmission across continents.

2. Escalation in Epidemiological Severity and Impact

The earlier period showed moderate outbreak intensity, often localized and linked to known epidemiological drivers such as wildlife–livestock interfaces (e.g., Zimbabwe) or endemic circulation zones.

In contrast, March–April 2026 demonstrates a marked escalation in outbreak magnitude and consequences:

- Large-scale outbreaks affecting thousands of animals (e.g., China, Greece, Cyprus)
- Mass culling operations (tens of thousands of animals in Cyprus and Russia)
- Widespread vaccination campaigns (South Africa)
- Significant trade disruptions and suspension of FMD-free status (Greece, Cyprus, Lesotho continuation)

This indicates that SAT-1 has begun affecting naïve livestock populations, leading to higher morbidity, mortality, and economic losses.

3. Geographic Shift toward Asia and Eurasia

In January–February, the closest epidemiological proximity to India was through:

- Middle East expansion (Israel/Golan)
- Continued spread within Africa

By March–April, a critical shift occurred with confirmed detection of SAT-1 in China, representing a major eastward leap. Additionally, suspected spread in Russia (Siberia) suggests further movement across Eurasian corridors. This significantly reduces the epidemiological distance from India, transforming SAT-1 from a regional concern into a direct transboundary threat.

4. From Warning Signals to Confirmed High-Risk Scenario

The earlier phase primarily served as a warning stage, with international agencies highlighting:

- Expansion beyond endemic zones
- Increasing risk to naïve regions
- Need for preparedness and surveillance

The later phase confirms that these warnings have materialized into a high-risk global scenario, evidenced by:

- First-time detections in previously unaffected countries (China, Greece)
- Re-emergence after long disease-free periods
- Rapid within-country spread (e.g., Cyprus farm clusters)

5. Persistence of Endemic Serotypes alongside Emerging Threats

While January–February 2026 already indicated multi-serotype circulation (SAT-1, SAT-2, SAT-3, and O), the later period shows a clearer dual epidemiological pattern:

- SAT-1 expanding aggressively across new regions
- Serotype O continuing endemic circulation (e.g., Indonesia in March–April)

This highlights the complex global FMD landscape, where emerging exotic threats and endemic strains coexist.

6. Implications for India: From Distant Risk to Near-Regional Threat

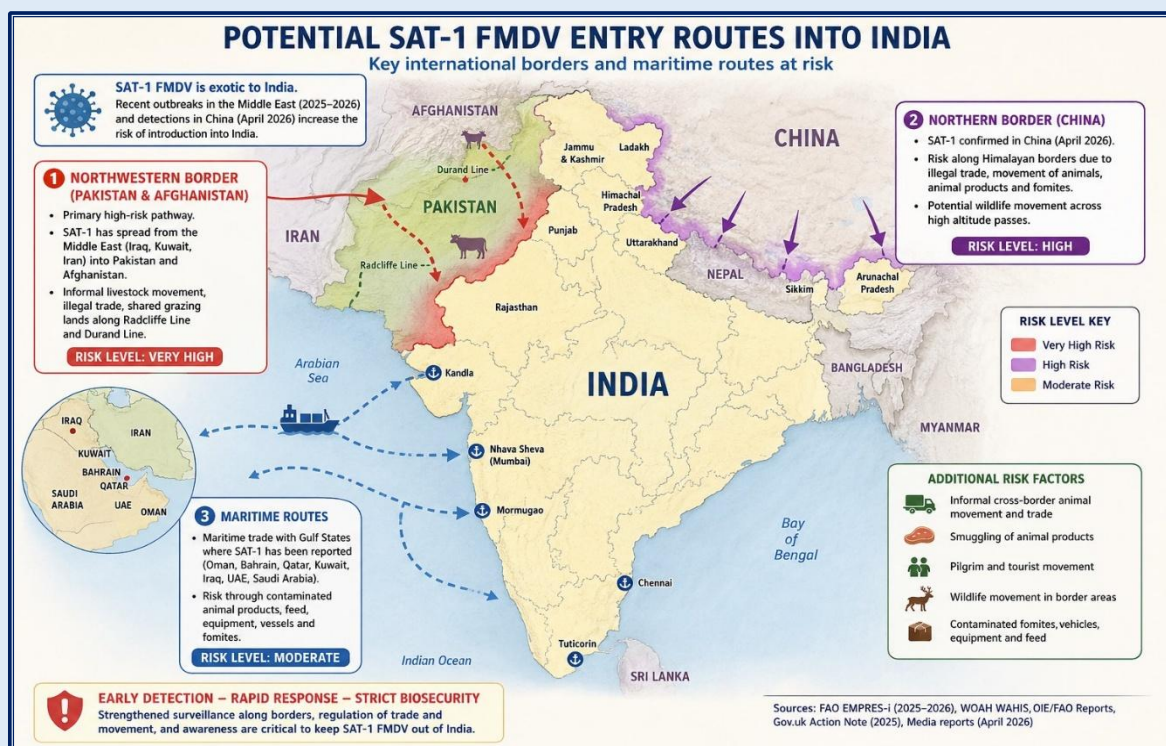
In the earlier period, SAT-1 was described as “not at India’s border but uncomfortably closer”, primarily due to its presence in Africa and the Middle East.

By March–April 2026, the situation has significantly intensified:

- Entry into China places SAT-1 within the broader Asian epidemiological zone
- Potential spread through Central Asia–Pakistan corridors or trans-Himalayan routes becomes more plausible
- The threat perception shifts from anticipatory vigilance to immediate preparedness

Overall, the comparison shows a rapid and concerning evolution of the global FMD situation within a short time frame. What began as a geographic expansion of SAT-1 in January–February 2026 has progressed into a widespread, high-impact, multi-continental outbreak scenario by March–April 2026. The virus has moved closer to India both geographically and epidemiologically, underscoring the urgent need for enhanced surveillance, vaccine preparedness (including SAT serotypes), and coordinated response mechanisms.

This progression clearly reflects a shift from early warning signals to an active global animal health emergency with direct regional implications for South Asia.



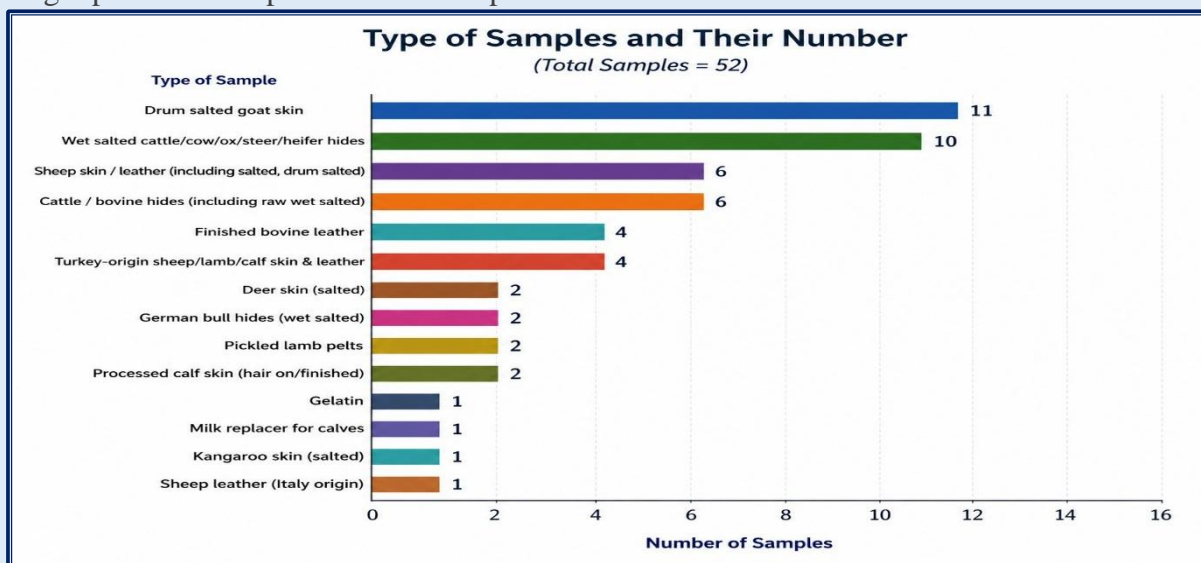
Diagnostic Support Services

Diagnostic Kit Supply

ICAR-NIFMD supplied various diagnostic kits to different stakeholders and collaborators, including private industries. In March 2026, SPC ELISA kits with a total testing capacity of 8,414 samples were supplied. In addition, 3AB3 NSP iELISA kits and Serotyping ELISA kits, with testing capacities of 26,941 and 100 samples, respectively, were supplied. During April 2026, SPC ELISA kits with a total testing capacity of 18,800 samples and 3AB3 NSP iELISA kits with a testing capacity of 14,990 samples were supplied.

Testing of Imported Trade Samples for FMD Virus

In the reporting period spanning between March and April, 2026, ICAR-NIFMD received a diverse set of trade samples from multiple Animal Quarantine and Certification Services (AQCS) stations, predominantly from Chennai, along with consignments from New Delhi and Mumbai, for routine screening and surveillance of FMDV. A total of 52 samples were processed and tested using standard diagnostic protocols (PCR/ELISA-based assays as applicable). The testing was carried out in accordance with national biosecurity guidelines to ensure early detection of any potential FMD virus entry through imported animal products. The submitted materials mainly comprised animal-origin products such as wet-salted cattle hides, sheep and goat skins, bovine leather, pickled pelts, drum-salted skins, and processed leather commodities. A substantial proportion of the samples consisted of wet-salted and preserved bovine hides, reflecting the continued import of raw and semi-processed animal materials that require stringent biosecurity evaluation because FMD virus can survive under certain environmental conditions. Several consignments originated from countries including Turkey, Australia, Germany, USA, Argentina, China, New Zealand, Saudi Arabia, France, and Italy, indicating broad international trade linkages involving animal-derived commodities. Turkey contributed multiple consignments of sheep and lamb skins, calf skin leather, and processed calf skin materials, while Australia accounted for a significant number of drum-salted goat and sheep skin samples as well as kangaroo skin products. Germany-origin wet-salted bull hides, Argentina-origin raw cattle hides, USA-origin cattle and deer skin materials, and New Zealand-origin pickled lamb pelts were also represented.



In addition, a few processed products such as gelatin and milk replacer for calves were received, highlighting the wide spectrum of imported biological and animal-associated materials subjected to surveillance. The surveillance consignments also included uncommon or wildlife-associated materials such as deer skin and kangaroo skin, which, although limited in number, are epidemiologically important because such commodities may originate from regions with differing disease status and ecological interfaces. These materials warrant careful diagnostic scrutiny to minimize the risk of introduction of transboundary animal diseases, including FMD, through international trade pathways. A notable proportion of samples included various preserved forms such as wet-salted, drum-salted, and pickled hides and skins. Such preservation methods are commonly employed in international trade; however, these products continue to require rigorous quarantine screening and laboratory testing because FMD virus survival may persist under favourable conditions. The predominance of bovine hides and sheep/goat-derived products among the submissions indicates sustained surveillance emphasis on high-volume imported livestock commodities.

Overall, the trade sample surveillance activity underscores the important role of ICAR-NIFMD in supporting India's animal quarantine framework and strengthening national biosecurity against transboundary animal diseases. Continuous monitoring of imported animal-origin products remains essential in view of the persistent global circulation of FMD and the expanding complexity of international trade networks involving livestock and wildlife-derived materials.

Strengthening Quality Assurance Systems at ICAR-NIFMD

ICAR-NIFMD continues to strengthen its quality assurance framework in line with national and international standards. The institute has initiated the implementation of a Quality Management System conforming to ISO 9001:2015 and ISO/IEC 17025:2017. As part of this process, the Stage 1 audit for ISO 9001:2015 was successfully conducted on 1st and 2nd April, 2026 by the Bureau of Indian Standards (BIS), wherein the system was found to be effectively established. The Stage 2 audit is scheduled for May 2026. These efforts are aimed at enhancing the reliability, consistency, and global acceptance of laboratory services.

Vaccine Quality Control

As part of its routine mandate, ICAR-NIFMD continued to undertake vaccine quality control activities to support the national FMD control programme. During March 2026, a 28-day post-vaccination monitoring study was conducted at the State Cattle Breeding Farm, Saraikela, Jharkhand, and the corresponding test report was issued. These activities contribute to ensuring the quality and field performance of FMD vaccines used in the country.

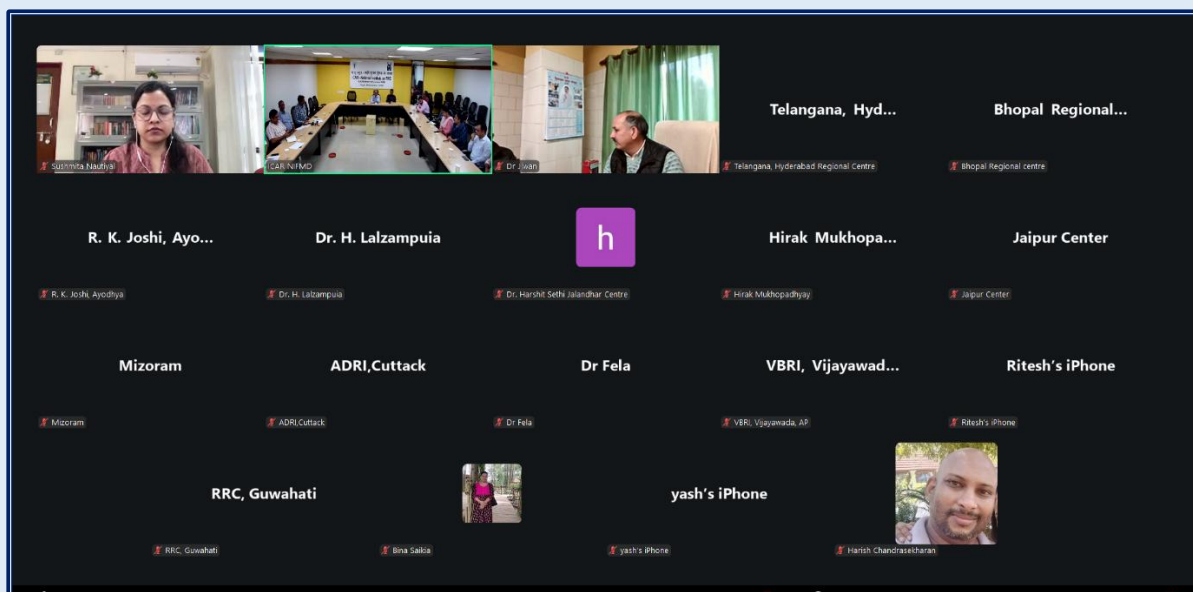
Meetings/Workshops

ICAR-NIFMD Holds 14th RAC Meeting



The 14th meeting of the Research Advisory Committee (RAC) was held in hybrid mode at its Arugul campus on 1st April, 2026. The meeting was chaired by Dr H Rahman, former DDG (Animal Sciences), ICAR. The meeting was attended by distinguished members including Dr B Pattnaik, Former Director, ICAR-NIFMD; Dr A Chakrabarty, former Director of Research, Assam Agricultural University; Dr S Parida, FAO Expert and former Professor, The Pirbright Institute, UK (online); Dr B G Kumar, ICAR-NAARM; Dr D Hemadri, ADG (AH), ICAR (online); Dr R P Singh, Director, ICAR-NIFMD; Dr J K Mohapatra, Principal Scientist & SIC; Dr S Saravanan, Member Secretary-RAC (online), along with scientists of the institute and Principal Investigators from six regional centres. Welcoming the members, Director Dr R P Singh highlighted the importance of expert guidance in advancing India’s goal of controlling and eliminating FMD. RAC members underscored the critical role of sustained vaccination, coordinated stakeholder efforts, and strengthened surveillance systems. Experts also emphasized preparedness against exotic FMD virus strains, particularly SAT serotypes, and the need for comprehensive outbreak investigations even as incidence declines. The committee appreciated the institute’s progress, including a continued reduction in FMD cases, improved vaccine quality assurance, and advancements in diagnostics and genomic surveillance. Notably, no outbreaks of serotype Asia-1 have been reported since 2023, and declining DIVA positivity indicates reduced virus circulation. A total of 12 technical presentations showcased ongoing research in diagnostics, epidemiology, vaccine evaluation, and field monitoring, alongside updates from six regional centres across the country. The RAC commended their role in strengthening the national surveillance network. Key recommendations included expanding vaccination awareness campaigns, enhancing surveillance in border and wildlife-interface areas, strengthening genomic monitoring, accelerating NABL accreditation, and prioritising next-generation vaccines with longer-lasting immunity. The committee also noted that 2026 marks 100 years of organized FMD research in India and suggested commemorating the milestone through a national compendium. The meeting concluded with a vote of thanks by Dr L N Sarangi, Senior Scientist, reaffirming the institute’s commitment to achieving FMD freedom in India.

Meeting on Emerging Threat of FMDV SAT-1 Serotype



ICAR–NIFMD convened a meeting on 09th April, 2026, involving representatives from state FMD regional and collaborating centres to deliberate on the emerging global threat of the SAT-1 serotype of the FMD virus. The meeting commenced by a deliberation by Dr R P Singh, Director NIFMD on the emerging threat of SAT-1 FMDV entering India. It was followed by a presentation entitled, ‘Risk of Incursion of SAT 1 in India’ by Dr R S Arya. Subsequently, there was a discussion highlighting the recent geographical expansion of SAT-1 into regions closer to India and emphasized the need for heightened preparedness. Participants stressed the importance of early outbreak reporting, strengthened surveillance, including wildlife and border areas, and safe sample handling practices. The meeting also underscored the need for enhanced diagnostic readiness and strategic preparedness measures, including vaccine stockpiling, to mitigate potential risks and safeguard the progress made under the national FMD control programme.

Extension/Outreach and Social Development Activities

ICAR-NIFMD organized several outreach and community development programmes during March–April 2026 in different Gram Panchayats (G.Ps) of Khurda and Puri Districts of Odisha. These programmes focused on FMD awareness, livestock support, input distribution, and farmer engagement for strengthening rural livelihoods and animal health management in the region.

Various activities under DAPST program



Under the DAPST programme, several capacity building, input distribution, and awareness activities were organized by ICAR-NIFMD during March–April 2026 in Khordha district, Odisha. On 02nd March, 2026, a capacity building and input distribution programme related to poultry rearing was organized at the ICAR-NIFMD campus. During which the ST beneficiaries from various gram panchayats were trained on poultry rearing and were also provided with inputs and educational materials. On 16th March, 2026, an input distribution programme focusing on backyard poultry development was organized at Haripur and Totapada Gram Panchayats, where vaccinated layer pullets were distributed and demonstrations on scientific feeding and drinking management practices under cage system rearing were conducted. Further, on 23rd April, 2026, an Animal Health Camp-cum-Input Distribution and Awareness Programme on Foot-and-Mouth Disease (FMD) and balanced fertilizer use was organized at Manapur village under Angarapada Gram Panchayat, Jatni block, Khordha district, Odisha. The programme included awareness activities on FMD prevention and balanced fertilizer use, distribution of FMD awareness leaflets, veterinary medicines, and livestock-related utility items to beneficiaries from the ST community.

Various activities under DAPSC program



Under the DAPSC programme, various animal husbandry-based livelihood generation programs, input distributions, and awareness activities were organized at the ICAR-NIFMD during March–April, 2026. On 10th March, 2026, a Health Camp and FMD Awareness programme was conducted at Kadua, Gopinathpur, Badal, and Haripur G.P. at the NIFMD campus. Subsequently, on 19th March, 2026, Phase-I distribution of layer bird feed was carried out for beneficiaries from multiple Gram Panchayats including Trilochanpur, Dokanda, Badas, Kadua, Dibyasinghpur, and others. An Input Distribution and FMD Awareness programme was organized on 23rd March, 2026 for beneficiaries from Trilochanpur, Gopinathpur, Gadisagoda, Dibyasinghpur, Badal, and Kadua G.Ps. Further, on 25th March, 2026, goat and input distribution activities were undertaken for beneficiaries from Dibyasinghpur, GarhBalabhadrapur, Kanas, Gadisagada, and Kadua G.Ps. In addition, on 15th April, 2026, a Farmers’ Interaction Programme with the Evaluation Team was organized involving participants from Haripur, Barasahi, Jamukoli, Tirimal, GadaBadaput, Kadua, and Gadasahi G.Ps.

Publications

Research Articles

Das S, Barik B, Subramaniam S, Mohapatra JK, and Singh RP (2026). Estimation of seroconversion and vaccination impact against FMD in India during 2006–2022 using survey sampling and Bayesian approaches. *Scientific Reports*. <https://doi.org/10.1038/s41598-026-46432-x>

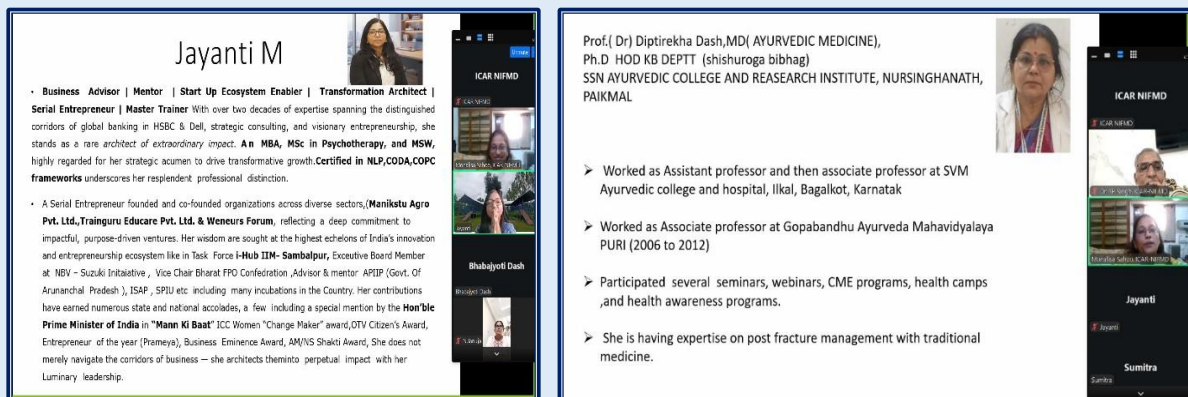
Singh RP, and Mohapatra JK (2026). Review and evaluation of data defining FMD vaccine potency standards for endemic countries. *VirusDisease*. <https://doi.org/10.1007/s13337-026-00959-9>

Book chapter

Das, S., Barik, B., Ranjan, R., Pal, S. (2026). AI/ML in Molecular Epidemiology of Transboundary Infectious Animal Virus with Special Reference to Foot-and-Mouth Disease. In: Arora, A., Marwaha, S., Jain, R., Parsad, R. (eds) *Harvesting Intelligence: The AI Revolution in Agriculture*. Springer, Singapore. https://doi.org/10.1007/978-981-95-5175-0_13 (Hardcover ISBN: 978-981-95-5174-3; Published: 14 April 2026)

Activities beyond Research

International Women’s Day 2026 Celebrated at ICAR-NIFMD



The Women Cell of ICAR-NIFMD, Bhubaneswar, celebrated International Women’s Day 2026 on 8th March, 2026 under the theme “UN Year for Women Farmers.” Conducted in online mode with participation from over 50 scientists, professionals, and research scholars, the programme emphasized women’s empowerment, gender awareness, and the significant role of women in agriculture and allied sectors. The event was chaired by Dr R P Singh, Director, ICAR-NIFMD, while Dr M Sahoo highlighted the contributions and challenges faced by women in ensuring food security and nutrition. Mrs J Mahapatra, entrepreneur and founder of Manikstu Agro Pvt. Ltd., delivered a lecture on women’s participation in animal husbandry and technology-driven livelihood enhancement through goat rearing, whereas Dr D Das discussed the importance of Ayurveda and holistic healthcare for women farmers. The programme concluded with a vote of thanks by Dr S Mallick.

Observance of World Intellectual Property Day 2026



On 29th April 2026, ICAR-NIFMD organized a programme to commemorate World Intellectual Property Day 2026, in hybrid mode, under the theme “IP and Sports: Ready, Set, Innovate.” The programme was chaired by Dr R P Singh, who highlighted the institute’s major research activities and contributions, while Dr J K Biswal introduced the invited speaker, Dr S Mishra, Former Head, Agribusiness Management, OUAT, Bhubaneswar. Dr. Mishra delivered an insightful lecture on Agri-Tech Startups and their role in transforming Indian agriculture. The event emphasized the importance of intellectual property protection, innovation, and technology commercialization, and witnessed active participation from scientists, researchers, and staff members in both offline and online modes. The programme concluded with a vote of thanks proposed by Dr L N Sarangi.

Invited lectures

- Dr L N Sarangi delivered an invited lecture on “Diagnostic strategies for sexually transmitted reproductive pathogens in breeding bulls with special focus on Infectious Bovine Rhinotracheitis (IBR)” during a 10-day training programme on “Precision diagnostics for enhanced reproductive performance in livestock, with emphasis on flow cytometry.” The programme was organised by the Department of Animal Reproduction, Gynaecology and Obstetrics, College of Veterinary Science and Animal Husbandry, OUAT, Bhubaneswar, on 07th March, 2026.
- Dr. Samarendra Das delivered an (online) invited talk on “Experimental data analysis using R/RStudio” during a 10-day ICAR sponsored Short Course on “Advanced Analytical Techniques for Emerging Pollutants in Aquatic Environment” organized by the College of Fisheries, Bihar Animal Sciences University, Kishanganj from March 9-18, 2026.
- Dr. Samarendra Das delivered an invited talk on “Big-Omics Data and Analysis” as the chief speaker at the annual seminar of the UG Department of Biotechnology, Dhenkanal Autonomous College, on April 27, 2026.

Participation in Workshop

- Dr L N Sarangi and Dr R S Arya attended One-Day Sensitization Workshop on Addressing Gaps Identified during Mock Drills, under the National One Health Mission organized by DAHD, Govt. of India on 20th March, 2026 at NASC complex, Pusa, New Delhi

Transfer, Relieving, and New Joining

- The newly appointed scientist, Dr S Nautiyal joined back ICAR-NIFMD on 13th April, 2026 after completing the Professional Attachment Training (PAT) under the Foundation Course for Agricultural Research Service (FOCARS) at ICAR-NIHSAD, Bhopal.

References

- African Farming. 2026. *South Africa intensifies FMD control and vaccination measures amid SAT-1 and SAT-2 outbreaks*. African Farming, April 2026.
- BEACON. 2026. *Foot-and-mouth disease outbreaks reported in Greece and Cyprus during 2026*. BEACON Animal Health Intelligence Reports, 2026.
- Biogénesis Bagó. 2026. *Indonesia continues to report circulation of FMDV Serotype O, O/ME-SA/Ind-2001 lineage*. Biogénesis Bagó Technical Update, 2026.
- Eurasianet. 2026. *Reports of suspected SAT-1 associated livestock disease and culling in Siberian regions of Russia*. Eurasianet News Report, March 2026.
- Food and Agriculture Organization (FAO). 2026. *FAO situation updates on Foot-and-Mouth Disease outbreaks in Asia and Africa during 2026*. FAO Emergency Prevention System (EMPRES-i), Rome, Italy.
- Food and Agriculture Organization (FAO). 2026. *FAO alerts countries in Asia and the Pacific to enhance preparedness for foot-and-mouth disease (FMD) serotype SAT1*. FAO News Release, 15 April 2026.
- Reuters. 2026. *China confirms first-ever SAT-1 Foot-and-Mouth Disease outbreak in Xinjiang and Gansu regions*. Reuters News Service, April 2026.
- United States Department of Agriculture (USDA). 2026. *Monitoring reports on suspected Foot-and-Mouth Disease events in Siberian Russia*. USDA Animal and Plant Health Inspection Service (APHIS), 2026.
- World Organisation for Animal Health (WOAH). 2026. *World Animal Health Information System (WAHIS): Foot-and-Mouth Disease outbreak notifications from Greece, Cyprus, South Africa, Lesotho and Zambia*. WOAHA, Paris, France.

Concept and Guidance: Dr R P Singh, Director

- Editorial Committee:**
1. Dr Saravanan S, Chairman
 2. Dr M Rout, Member
 3. Dr M Sahoo, Member
 4. Dr S Das, Member
 5. Dr R S Arya, Member Secretary

Published by: ICAR-National Institute on Foot and Mouth Disease, Bhubaneswar



Contact Details

ICAR - National Institute on Foot and Mouth Disease

International Center for Foot and Mouth Disease, Arugul,
Bhubaneswar, 752050, District - Khordha, Odisha (India)

Website: <http://nifmd.res.in>